

# St. Augustine Beach



# Civic Association

## Constant Contact Survey Results

**Survey Name:** May 2018 Parking Meter Survey

**Response Status:** Completed

**Filter:** None

6/12/2018 8:36 AM EDT

\*With 1 being of no concern and 7 being a major concern, when visiting Saint Augustine Beach how concerned are you about the availability of parking for recreation, shopping or dining?

1 = Not a concern, 3 = Minor concern, 5 = Very concerned, 7 = Major concern





	1	2	3	4	5	6	7	Number of Response(s)	Rating Score*
	[Bar chart showing distribution of responses across ratings 1-7]							225	5.2

\*The Rating Score is the weighted average calculated by dividing the sum of all weighted ratings by the number of total responses.






\*Remembering that A1A Beach Blvd, Pope Road, 16th Street and A Street are roads maintained by St Johns County, I believe the County has

Answer	0%	100%	Number of Response(s)	Response Ratio
Worked diligently so these roads create a great first impression of our city	[Bar chart showing 15.1% of responses]		34	15.1 %
has done only enough to keep the roads open and functional	[Bar chart showing 68.4% of responses]		154	68.4 %
has ignored these roadways giving visitors a less than favorable impression	[Bar chart showing 16.4% of responses]		37	16.4 %
No Response(s)			0	0.0 %
<b>Totals</b>			<b>225</b>	<b>100%</b>








**\*The City and County have taken steps to create additional parking spaces in and around Saint Augustine Beach**

Answer	0%	100%	Number of Response(s)	Response Ratio
Have done little or nothing to add parking			140	62.2 %
Have asked the community for input through surveys or public meetings			47	20.8 %
Has put forth a specific plan to add parking spaces			8	3.5 %
Has added spaces and improved parking availability			30	13.3 %
No Response(s)			0	0.0 %
<b>Totals</b>			<b>225</b>	<b>100%</b>

**\*Parking Meters in our City will (check all that apply)**




Answer	0%	100%	Number of Response(s)	Response Ratio
hurt our restaurants, shops and tourism			109	48.4 %
Keep me from using Pier Park, Splash Park or Ocean Hammock Park			110	48.8 %
Will force beach-goers / tourists into neighborhoods to find parking			152	67.5 %
Will impact on my recreation or spending in the City of St Augustine Beach			89	39.5 %
Will not solve the parking shortage in our city			171	76.0 %
<b>Totals</b>			<b>225</b>	<b>100%</b>

**\*If pay for parking does become a reality in our City, the following should occur (check all that apply)**

Answer	0%	100%	Number of Response(s)	Response Ratio
Pay to Park should be implemented at Pier Park			64	28.4 %
Pay to Park should be implemented at the City Parkettes			36	16.0 %
Pay to Park should be implemented at Ocean Hammock Park			31	13.7 %
Pay to Park should be implemented at Ron Parker Park			17	7.5 %
County residents should be offered a Park Now Card or other discount			193	85.7 %
Parking should be free on weekdays out of season			148	65.7 %
Hourly parking fee should be the same for everyone - no discounts			17	7.5 %
<b>Totals</b>			<b>225</b>	<b>100%</b>





\* If the City or County implements a Pay to Park program, please rate the type of payment programs with 1 being your least favorite and 3 being your favorite.

1 = Dislike, 2 = Like, 3 = Preferred



Answer	1	2	3	Number of Response(s)	Rating Score*
Traditional Parking Meter that accepts both cash & credit				225	2.0
Parking kiosk (like downtown St Augustine) with numbered spaces - pay at kiosk and place ticket on dashboard				225	2.1
Mobile App - pay with your smart phone				225	1.8


\*The Rating Score is the weighted average calculated by dividing the sum of all weighted ratings by the number of total responses.




\* If a Pay to Park program is implemented should revenue generated be earmarked for?

Answer	0%	100%	Number of Response(s)	Response Ratio
Construction of a parking lot or parking deck?			39	17.3 %
Implementation of a weekend and / or in season shuttle or trolley			42	18.6 %
All of the above			116	51.5 %
None of the above			28	12.4 %
No Response(s)			0	0.0 %
<b>Totals</b>			<b>225</b>	<b>100%</b>

\* Given the County's widely publicized shortfall in the Beach Services budget:

Answer	0%	100%	Number of Response(s)	Response Ratio
I would support a one penny sales tax in order to increase parking availability and fund improvements at Pier Park			121	53.7 %
I would vote no on any proposed sales tax			104	46.2 %
No Response(s)			0	0.0 %
<b>Totals</b>			<b>225</b>	<b>100%</b>

According to St Johns County the Pier Park operational costs total less than \$60,000 a year. Would you  support the City of St Augustine Beach taking over the operation of the pavilion, volleyball courts, and parking lot at the Pier Park?

Answer	0%	100%	Number of Response(s)	Response Ratio
Yes I think the City is better equipped to manage this facility			125	55.5 %
No, let the County continue to operate this venue			78	34.6 %
Put the operation this park out for an RFP (Request for Proposal) and allow a private company to operate this facility			22	9.7 %
No Response(s)			0	0.0 %
<b>Totals</b>			<b>225</b>	<b>100%</b>

Please share any thoughts and suggestions you have regarding Pay to Park in our community

91 Response(s)